

## Strand Marker Placement Tools

The **TAG SLAPPER™** fits Jameson's fiberglass poles to conveniently lift and place strand markers onto overhead strand from the ground.



# TAG SLAPPER™

Patent Pending

**NEW!**  
50 Years Of  
Innovation

### TAG SLAPPER™ SMPT-1

For card style markers



**LOAD**  
Slide strand marker under ferrule's spring clip to hold it in place.





**SNAP**  
Pull down to release marker from spring clip and snap on cable.



**RELEASE**  
Lift Tag Slapper™ from strand.

### TAG SLAPPER™ 2 SMPT-2

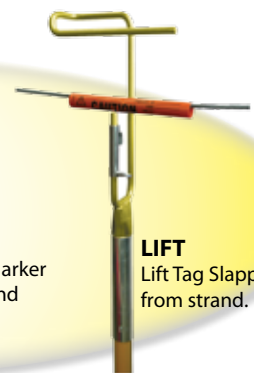
For roll style markers



**LOAD**  
Slide marker onto Tag Slapper II™ and clip in place. Place on aerial cable.



**PULL**  
Pull to unroll marker and wrap around aerial cable.



**LIFT**  
Lift Tag Slapper 2™ from strand.

Strand Marker Placement Tools	Part Number
Tag Slapper™ for card style markers	SMPT-1
Tag Slapper II™ for roll style markers	SMPT-2